

FOUNDER VILLAGE HOA  
EXTERIOR COLOR SELECTIONS  
SHERWIN WILLIAMS PAINTS

SCHEME #1

BODY: SW7535 SANDY RIDGE



TRIM 1: SW6141 SOFTER TAN



TRIM 2: SW7042 SHOJI WHITE



TRIM 3: SW7547 SANDBAR



TRIM 4: SW7566 WESTHIGHLAND WHITE

ACCENT 1: SW7034 STATUS BRONZE



ACCENT 2: SW7020 BLACK FOX



ACCENT 3: SW6076 TURKISH COFFEE



ACCENT 4: SW2838 POLISHED MAHOGANY

Due to individual computer monitor settings, colors may not be reflective of actual paint colors.  
Final scheme selections should be done using the palette binders and / or manufacturers color cards.  
See Design Guidelines for submittal requirements or send questions to [designreview@pcms.net](mailto:designreview@pcms.net).

# FOUNDER VILLAGE HOA

## SCHEME #2

BODY: SW7504 KEYSTONE GRAY



TRIM 1: SW7022 ALPACA



TRIM 2: SW2822 DOWNING SAND



TRIM 3: SW7567 NATURAL TAN



TRIM 4: SW7566 WESTHIGHLAND WHITE

ACCENT 1: SW6006 BLACK BEAN



ACCENT 2: SW7675 SEALSKIN



ACCENT 3: SW6076 TURKISH COFFEE




ACCENT 4: SW7069 IRON ORE

**Due to individual computer monitor settings, colors may not be reflective of actual paint colors. Final scheme selections should be done using the palette binders and / or manufacturers color cards. See Design Guidelines for submittal requirements or send questions to [designreview@pcms.net](mailto:designreview@pcms.net).**

# FOUNDER VILLAGE HOA

## SCHEME #3

BODY: SW6102 PORTABELLO



TRIM 1: SW6126 NAVAJO WHITE



TRIM 2: SW7567 NATURAL TAN



TRIM 3: SW7575 CHOP STICKS



TRIM 4: SW7566 WESTHIGHLAND WHITE

ACCENT 1: SW7041 VAN DYKE BROWN



ACCENT 2: SW6076 TURKISH COFFEE



ACCENT 3: SW7055 ENDURING BRONZE

Due to individual computer monitor settings, colors may not be reflective of actual paint colors. Final scheme selections should be done using the palette binders and / or manufacturers color cards. See Design Guidelines for submittal requirements or send questions to [designreview@pcms.net](mailto:designreview@pcms.net).


# FOUNDER VILLAGE HOA

## SCHEME #4


BODY: SW7525 TREE BRANCH




TRIM 1: SW6385 DOVER WHITE



TRIM 2: SW6126 NAVAJO WHITE



TRIM 3: SW7575 CHOP STICKS



TRIM 4: SW7038 TONY TAUPE

ACCENT 1: SW7593 RUSTIC RED



ACCENT 2: SW6076 TURKISH COFFEE



ACCENT 3: SW7034 STATUS BRONZE

Due to individual computer monitor settings, colors may not be reflective of actual paint colors. Final scheme selections should be done using the palette binders and / or manufacturers color cards. See Design Guidelines for submittal requirements or send questions to [designreview@pcms.net](mailto:designreview@pcms.net).


# FOUNDER VILLAGE HOA

## SCHEME #5

BODY: SW7509 TIKI HUT



TRIM 1: SW7042 SHOJI WHITE



TRIM 2: SW6141 SOFTER TAN



TRIM 3: SW7566 WESTHIGHLAND WHITE



TRIM 4: SW7038 TONY TAUPE

ACCENT 1: SW7062 ROCK BOTTOM



ACCENT 2: SW6006 BLACK BEAN



ACCENT 3: SW7076 CYBERSPACE



ACCENT 4: SW2838 POLISHED MAHOGANY

Due to individual computer monitor settings, colors may not be reflective of actual paint colors. Final scheme selections should be done using the palette binders and / or manufacturers color cards. See Design Guidelines for submittal requirements or send questions to [designreview@pcms.net](mailto:designreview@pcms.net).

# FOUNDER VILLAGE HOA

## SCHEME #6

BODY: SW7039 VIRTUAL TAUPE



TRIM 1: SW6141 SOFTER TAN



TRIM 2: SW7571 CASA BLANCA



TRIM 3: SW7547 SANDBAR



TRIM 4: SW7566 WESTHIGHLAND WHITE

ACCENT 1: SW7076 CYBERSPACE



ACCENT 2: SW7675 SEALSKIN



ACCENT 3: SW7630 RAISIN



Due to individual computer monitor settings, colors may not be reflective of actual paint colors. Final scheme selections should be done using the palette binders and / or manufacturers color cards. See Design Guidelines for submittal requirements or send questions to [designreview@pcms.net](mailto:designreview@pcms.net).

# FOUNDER VILLAGE HOA

## SCHEME #7


BODY: SW7508 TAVERN TAUPE



TRIM 1: SW7567 NATURAL TAN



TRIM 2: SW7566 WESTHIGHLAND WHITE



TRIM 3: SW7042 SHOJI WHITE

ACCENT 1: SW7048 URBANE BRONZE



ACCENT 2: SW7034 STATUS BRONZE



ACCENT 3: SW2838 POLISHED MAHOGANY

Due to individual computer monitor settings, colors may not be reflective of actual paint colors.  
Final scheme selections should be done using the palette binders and / or manufacturers color cards.  
See Design Guidelines for submittal requirements or send questions to [designreview@pcms.net](mailto:designreview@pcms.net).

# FOUNDER VILLAGE HOA

## SCHEME #8

BODY: SW7731 SAN ANTONIO SAGE



TRIM 1: SW7696 TOASTED PINE NUT



TRIM 2: SW6385 DOVER WHITE



TRIM 3: SW7541 GRECIAN IVORY

ACCENT 1: SW7076 CYBERSPACE



ACCENT 2: SW7594 CARRIAGE DOOR



ACCENT 3: SW7041 VAN DYKE BROWN



ACCENT 4: SW6006 BLACK BEAN

**Due to individual computer monitor settings, colors may not be reflective of actual paint colors. Final scheme selections should be done using the palette binders and / or manufacturers color cards. See Design Guidelines for submittal requirements or send questions to [designreview@pcms.net](mailto:designreview@pcms.net).**




# FOUNDER VILLAGE HOA

## SCHEME #9

BODY: SW7025 BACKDROP




TRIM 1: SW7042 SHOJI WHITE



TRIM 2: SW7036 ACCESSIBLE BEIGE



TRIM 3: SW6385 DOVER WHITE



TRIM 4: SW7633 TAUPE TONE

ACCENT 1: SW7055 ENDURING BRONZE



ACCENT 2: SW7076 CYBERSPACE



ACCENT 3: SW6020 MAROONED




ACCENT 4: SW7020 BLACK FOX

**Due to individual computer monitor settings, colors may not be reflective of actual paint colors. Final scheme selections should be done using the palette binders and / or manufacturers color cards. See Design Guidelines for submittal requirements or send questions to [designreview@pcms.net](mailto:designreview@pcms.net).**


# FOUNDER VILLAGE HOA

## SCHEME #10

BODY: SW7515 HOMESTEAD BROWN



TRIM 1: SW7628 WINDFRESH WHITE



TRIM 2: SW7532 URBAN PUTTY



TRIM 3: SW7038 TONY TAUPE



TRIM 4: SW6385 DOVER WHITE

ACCENT 1: SW7062 ROCK BOTTOM



ACCENT 2: SW6166 ECLIPSE



ACCENT 3: SW7675 SEALSKIN



ACCENT 4: SW2838 POLISHED MAHOGANY

Due to individual computer monitor settings, colors may not be reflective of actual paint colors. Final scheme selections should be done using the palette binders and / or manufacturers color cards. See Design Guidelines for submittal requirements or send questions to [designreview@pcms.net](mailto:designreview@pcms.net).

# FOUNDER VILLAGE HOA

## SCHEME #11



BODY: SW6151 QUIVER TAN



TRIM 1: SW7542 NATUREL




TRIM 2: SW7008 ALABASTER



TRIM 3: SW7547 SANDBAR

ACCENT 1: SW6069 FRENCH ROAST



ACCENT 2: SW7020 BLACK FOX



ACCENT 3: SW2838 POLISHED MAHOGANY

Due to individual computer monitor settings, colors may not be reflective of actual paint colors.  
Final scheme selections should be done using the palette binders and / or manufacturers color cards.  
See Design Guidelines for submittal requirements or send questions to [designreview@pcms.net](mailto:designreview@pcms.net).

# FOUNDER VILLAGE HOA

## SCHEME #12

BODY: SW7543 AVENUE TAN



TRIM 1: SW6133 MUSLIN



TRIM 2: SW7557 SUMMER WHITE



TRIM 3: SW7550 RESORT TAN




TRIM 4: SW6385 DOVER WHITE

ACCENT 1: SW7062 ROCK BOTTOM



ACCENT 2: SW7545 PIER



ACCENT 3: SW6201 THUNDEROUS



ACCENT 4: SW7594 CARRIAGE DOOR

Due to individual computer monitor settings, colors may not be reflective of actual paint colors. Final scheme selections should be done using the palette binders and / or manufacturers color cards. See Design Guidelines for submittal requirements or send questions to [designreview@pcms.net](mailto:designreview@pcms.net).

# FOUNDER VILLAGE HOA

## SCHEME #13

BODY: SW7539 CORK WEDGE



TRIM 1: SW7572 LOTUS POD



TRIM 2: SW7008 ALABASTER



TRIM 3: SW7567 NATURAL TAN

ACCENT 1: SW7675 SEALSKIN



ACCENT 2: SW7034 STATUS BRONZE



ACCENT 3: SW6006 BLACK BEAN

**Due to individual computer monitor settings, colors may not be reflective of actual paint colors. Final scheme selections should be done using the palette binders and / or manufacturers color cards. See Design Guidelines for submittal requirements or send questions to [designreview@pcms.net](mailto:designreview@pcms.net).**


# FOUNDER VILLAGE HOA

## SCHEME #14



BODY: SW7507 STONE LION




TRIM 1: SW6144 DAPPER TAN



TRIM 2: SW7042 SHOJI WHITE



TRIM 3: SW7531 CANVAS TAN



TRIM 4: SW7566 WESTHIGHLAND WHITE

ACCENT 1: SW7055 ENDURING BRONZE



ACCENT 2: SW7675 SEALSKIN



ACCENT 3: SW2838 POLISHED MAHOGANY

**Due to individual computer monitor settings, colors may not be reflective of actual paint colors. Final scheme selections should be done using the palette binders and / or manufacturers color cards. See Design Guidelines for submittal requirements or send questions to [designreview@pcms.net](mailto:designreview@pcms.net).**

# FOUNDER VILLAGE HOA

## SCHEME #15

BODY: SW7031 MEGA GRIEGE



TRIM 1: SW6385 DOVER WHITE



TRIM 2: SW7637 OYSTER WHITE




TRIM 3: SW7531 CANVAS TAN




TRIM 4: SW7632 MODERN GRAY

ACCENT 1: SW7076 CYBERSPACE



ACCENT 2: SW7003 BRAINSTORM BRONZE



ACCENT 3: SW7069 IRON ORE



Due to individual computer monitor settings, colors may not be reflective of actual paint colors. Final scheme selections should be done using the palette binders and / or manufacturers color cards. See Design Guidelines for submittal requirements or send questions to [designreview@pcms.net](mailto:designreview@pcms.net).


# FOUNDER VILLAGE HOA

## SCHEME #16


BODY: SW7037 BALANCED BEIGE




TRIM 1: SW7032 WARM STONE



TRIM 2: SW7009 PEARLY WHITE




TRIM 3: SW6385 DOVER WHITE




TRIM 4: SW7541 GRECIAN IVORY

ACCENT 1: SW7041 VAN DYKE BROWN



ACCENT 2: SW7020 BLACK FOX



ACCENT 3: SW7055 ENDURING BRONZE



ACCENT 4: SW2838 POLISHED MAHOGANY

Due to individual computer monitor settings, colors may not be reflective of actual paint colors. Final scheme selections should be done using the palette binders and / or manufacturers color cards. See Design Guidelines for submittal requirements or send questions to [designreview@pcms.net](mailto:designreview@pcms.net).




# FOUNDER VILLAGE HOA

## SCHEME #17


BODY: SW7534 OUTERBANKS



TRIM 1: SW6385 DOVER WHITE




TRIM 2: SW7008 ALABASTER





TRIM 3: SW7531 CANVAS TAN

ACCENT 1: SW7054 SUITABLE BROWN



ACCENT 2: SW6160 BEST BRONZE



ACCENT 3: SW7515 HOMESTEAD BROWN



ACCENT 4: SW6020 MAROONED

**Due to individual computer monitor settings, colors may not be reflective of actual paint colors. Final scheme selections should be done using the palette binders and / or manufacturers color cards. See Design Guidelines for submittal requirements or send questions to [designreview@pcms.net](mailto:designreview@pcms.net).**

# FOUNDER VILLAGE HOA

## SCHEME #18

BODY: SW6164 SVELTE SAGE



TRIM 1: SW7541 GRECIAN IVORY



TRIM 2: SW7564 POLAR BEAR



TRIM 3: SW7008 ALABASTER

ACCENT 1: SW7745 MUDDLED BASIL



ACCENT 2: SW2838 POLISHED MAHOGANY



ACCENT 3: SW7048 URBANE BRONZE



ACCENT 4: SW7595 SOMMELIER

**Due to individual computer monitor settings, colors may not be reflective of actual paint colors. Final scheme selections should be done using the palette binders and / or manufacturers color cards. See Design Guidelines for submittal requirements or send questions to [designreview@pcms.net](mailto:designreview@pcms.net).**


# FOUNDER VILLAGE HOA

## SCHEME #19


BODY: SW7744 ZEUS




TRIM 1: SW7008 ALABASTER



TRIM 2: SW6141 SOFTER TAN



TRIM 3: SW6126 NAVAJO WHITE



TRIM 4: SW7569 STUCCO

ACCENT 1: SW7048 URBANE BRONZE



ACCENT 2: SW7595 SOMMELIER



ACCENT 3: SW7054 SUITABLE BROWN

Due to individual computer monitor settings, colors may not be reflective of actual paint colors. Final scheme selections should be done using the palette binders and / or manufacturers color cards. See Design Guidelines for submittal requirements or send questions to [designreview@pcms.net](mailto:designreview@pcms.net).

# FOUNDER VILLAGE HOA

## SCHEME #20

BODY: SW7544 FENLAND




TRIM 1: SW6155 RICE GRAIN



TRIM 2: SW7575 CHOP STICKS



TRIM 3: SW7566 WESTHIGHLAND WHITE



TRIM 4: SW7637 OYSTER WHITE

ACCENT 1: SW6160 BEST BRONZE



ACCENT 2: SW7041 VAN DYKE BROWN



ACCENT 3: SW7020 BLACK FOX



ACCENT 4: SW6069 FRENCH ROAST

**Due to individual computer monitor settings, colors may not be reflective of actual paint colors. Final scheme selections should be done using the palette binders and / or manufacturers color cards. See Design Guidelines for submittal requirements or send questions to [designreview@pcms.net](mailto:designreview@pcms.net).**

# FOUNDER VILLAGE HOA

## SCHEME #21

BODY: SW2851 SAGE GREEN LIGHT



TRIM 1: SW7547 SANDBAR



TRIM 2: SW7637 OYSTER WHITE



TRIM 3: SW6155 RICE GRAIN

ACCENT 1: SW7675 SEALSKIN



ACCENT 2: SW7048 URBANE BRONZE



ACCENT 3: SW6020 MAROONED




Due to individual computer monitor settings, colors may not be reflective of actual paint colors.  
Final scheme selections should be done using the palette binders and / or manufacturers color cards.  
See Design Guidelines for submittal requirements or send questions to [designreview@pcms.net](mailto:designreview@pcms.net).

# FOUNDER VILLAGE HOA

## SCHEME #22


BODY: SW6172 HARDWARE




TRIM 1: SW6141 SOFTER TAN



TRIM 2: SW6385 DOVER WHITE




TRIM 3: SW7547 SANDBAR




TRIM 4: SW7631 CITY LOFT

ACCENT 1: SW2838 POLISHED MAHOGANY



ACCENT 2: SW7054 SUITABLE BROWN




ACCENT 3: SW6069 FRENCH ROAST

Due to individual computer monitor settings, colors may not be reflective of actual paint colors. Final scheme selections should be done using the palette binders and / or manufacturers color cards. See Design Guidelines for submittal requirements or send questions to [designreview@pcms.net](mailto:designreview@pcms.net).

# FOUNDER VILLAGE HOA

## SCHEME #23

BODY: SW7743 MOUNTAIN ROAD



TRIM 1: SW7532 URBAN PUTTY



TRIM 2: SW6154 NACRE



TRIM 3: SW7575 CHOP STICKS



TRIM 4: SW7038 TONY TAUPE

ACCENT 1: SW7595 SOMMELIER



ACCENT 2: SW7055 ENDURING BRONZE



ACCENT 3: SW6174 ANDIRON



ACCENT 4: SW6006 BLACK BEAN

Due to individual computer monitor settings, colors may not be reflective of actual paint colors. Final scheme selections should be done using the palette binders and / or manufacturers color cards. See Design Guidelines for submittal requirements or send questions to [designreview@pcms.net](mailto:designreview@pcms.net).

# FOUNDER VILLAGE HOA

## SCHEME #24


BODY: SW7546 PRAIRIE GRASS



TRIM 1: SW6385 DOVER WHITE



TRIM 2: SW7569 STUCCO



TRIM 3: SW7032 WARM STONE



TRIM 4: SW7566 WESTHIGHLAND WHITE

ACCENT 1: SW7048 URBANE BRONZE



ACCENT 2: SW7034 STATUS BRONZE



ACCENT 3: SW2838 POLISHED MAHOGANY



Due to individual computer monitor settings, colors may not be reflective of actual paint colors. Final scheme selections should be done using the palette binders and / or manufacturers color cards. See Design Guidelines for submittal requirements or send questions to [designreview@pcms.net](mailto:designreview@pcms.net).



# FOUNDER VILLAGE HOA

## SCHEME #25


BODY: SW7672 KNITTING NEEDLES



TRIM 1: SW6000 SNOWFALL




TRIM 2: SW7669 SUMMIT GRAY



TRIM 3: SW7004 SNOWBOUND

ACCENT 1: SW7615 SEA SERPENT



ACCENT 2: SW6992 INKWELL



ACCENT 3: SW7630 RAISIN

Due to individual computer monitor settings, colors may not be reflective of actual paint colors.  
Final scheme selections should be done using the palette binders and / or manufacturers color cards.  
See Design Guidelines for submittal requirements or send questions to [designreview@pcms.net](mailto:designreview@pcms.net).

# FOUNDER VILLAGE HOA

## SCHEME #26


BODY: SW7669 SUMMIT GRAY



TRIM 1: SW7063 NEBULOUS WHITE




TRIM 2: SW7004 SNOWBOUND



TRIM 3: SW7646 FIRST STAR

ACCENT 1: SW7630 RAISIN



ACCENT 2: SW7615 SEA SERPENT



ACCENT 3: SW7069 IRON ORE

**Due to individual computer monitor settings, colors may not be reflective of actual paint colors. Final scheme selections should be done using the palette binders and / or manufacturers color cards. See Design Guidelines for submittal requirements or send questions to [designreview@pcms.net](mailto:designreview@pcms.net).**


# FOUNDER VILLAGE HOA

## SCHEME #27


BODY: SW7641 COLLANDE GRAY



TRIM 1: SW7646 FIRST STAR




TRIM 2: SW0023 PEWTER TANKARD



TRIM 3: SW7004 SNOWBOUND

ACCENT 1: SW7630 RAISIN



ACCENT 2: SW7048 URBANE BRONZE




ACCENT 3: SW7505 MANOR HOUSE

Due to individual computer monitor settings, colors may not be reflective of actual paint colors. Final scheme selections should be done using the palette binders and / or manufacturers color cards. See Design Guidelines for submittal requirements or send questions to [designreview@pcms.net](mailto:designreview@pcms.net).


# FOUNDER VILLAGE HOA

## SCHEME #28


BODY: SW7640 FAWN BRINDLE



TRIM 1: SW7647 CRUSHED ICE



TRIM 2: SW7541 GRECIAN IVORY



TRIM 3: SW7636 ORIGAMI WHITE

ACCENT 1: SW7062 ROCK BOTTOM



ACCENT 2: SW6992 INKWELL




ACCENT 3: SW7675 SEALSKIN

Due to individual computer monitor settings, colors may not be reflective of actual paint colors.  
Final scheme selections should be done using the palette binders and / or manufacturers color cards.  
See Design Guidelines for submittal requirements or send questions to [designreview@pcms.net](mailto:designreview@pcms.net).


# FOUNDER VILLAGE HOA

## SCHEME #29


BODY: SW7018 DOVETAIL



TRIM 1: SW7551 GREEK VILLA




TRIM 2: SW7641 COLLANDE GRAY



TRIM 3: SW7631 CITY LOFT

ACCENT 1: SW6992 INKWELL



ACCENT 2: SW7674 PEPPERCORN



ACCENT 3: SW7595 SOMMELIER



Due to individual computer monitor settings, colors may not be reflective of actual paint colors.  
Final scheme selections should be done using the palette binders and / or manufacturers color cards.  
See Design Guidelines for submittal requirements or send questions to [designreview@pcms.net](mailto:designreview@pcms.net).

# FOUNDER VILLAGE HOA

## SCHEME #30



BODY: SW7023 REQUISITE GRAY



TRIM 1: SW7004 SNOWBOUND




TRIM 2: SW7029 AGREEABLE GRAY



TRIM 3: SW7637 OYSTER WHITE

ACCENT 1: SW7505 MANOR HOUSE



ACCENT 2: SW7645 THUNDER GRAY




ACCENT 3: SW7069 IRON ORE

Due to individual computer monitor settings, colors may not be reflective of actual paint colors.  
Final scheme selections should be done using the palette binders and / or manufacturers color cards.  
See Design Guidelines for submittal requirements or send questions to [designreview@pcms.net](mailto:designreview@pcms.net).

# FOUNDER VILLAGE HOA

## SCHEME #31


BODY: SW6249 STORM CLOUD



TRIM 1: SW7006 EXTRA WHITE



TRIM 2: SW7662 EVENING SHADOW




TRIM 3: SW7004 SNOWBOUND



TRIM 4: SW7627 WHITE HERON

ACCENT 1: SW7076 CYBERSPACE



ACCENT 2: SW7595 SOMMELIER



ACCENT 3: SW6992 INKWELL




Due to individual computer monitor settings, colors may not be reflective of actual paint colors. Final scheme selections should be done using the palette binders and / or manufacturers color cards. See Design Guidelines for submittal requirements or send questions to [designreview@pcms.net](mailto:designreview@pcms.net).

# FOUNDER VILLAGE HOA

## SCHEME #32


BODY: SW7624 SLATE TILE




TRIM 1: SW7661 REFLECTION



TRIM 2: SW7541 GRECIAN IVORY




TRIM 3: SW7662 EVENING SHADOW



TRIM 4: SW7004 SNOWBOUND

ACCENT 1: SW7605 GALE FORCE



ACCENT 2: SW6988 BOHEMIAN BLACK



ACCENT 3: SW6020 MAROONED




Due to individual computer monitor settings, colors may not be reflective of actual paint colors. Final scheme selections should be done using the palette binders and / or manufacturers color cards. See Design Guidelines for submittal requirements or send questions to [designreview@pcms.net](mailto:designreview@pcms.net).



# FOUNDER VILLAGE HOA

## SCHEME #33


BODY: SW6251 OUTERSPACE



TRIM 1: SW7637 OYSTER WHITE



TRIM 2: SW7647 CRUSHED ICE




TRIM 3: SW7662 EVENING SHADOW



TRIM 4: SW7661 REFLECTION

ACCENT 1: SW6992 INKWELL



ACCENT 2: SW6020 MAROONED



Due to individual computer monitor settings, colors may not be reflective of actual paint colors. Final scheme selections should be done using the palette binders and / or manufacturers color cards. See Design Guidelines for submittal requirements or send questions to [designreview@pcms.net](mailto:designreview@pcms.net).

# FOUNDER VILLAGE HOA

## SCHEME #34


BODY: SW7526 MAISON BLANCHE



TRIM 1: SW7546 PRAIRIE GRASS



TRIM 2: SW6143 BASKET BEIGE




TRIM 3: SW7032 WARM STONE

ACCENT 1: SW7034 STATUS BRONZE



ACCENT 2: SW6006 BLACK BEAN



ACCENT 3: SW7020 BLACK FOX



ACCENT 4: SW7630 RAISIN

**Due to individual computer monitor settings, colors may not be reflective of actual paint colors. Final scheme selections should be done using the palette binders and / or manufacturers color cards. See Design Guidelines for submittal requirements or send questions to [designreview@pcms.net](mailto:designreview@pcms.net).**

# FOUNDER VILLAGE HOA

## SCHEME #35


BODY: SW7036 ACCESSIBLE BEIGE



TRIM 1: SW6385 DOVER WHITE



TRIM 2: SW7032 WARM STONE




TRIM 3: SW7008 ALABASTER



TRIM 4: SW7633 TAUPE TONE

ACCENT 1: SW7615 SEA SERPENT



ACCENT 2: SW7595 SOMMELIER



ACCENT 3: SW7020 BLACK FOX



Due to individual computer monitor settings, colors may not be reflective of actual paint colors. Final scheme selections should be done using the palette binders and / or manufacturers color cards. See Design Guidelines for submittal requirements or send questions to [designreview@pcms.net](mailto:designreview@pcms.net).

# FOUNDER VILLAGE HOA

## SCHEME #36


BODY: SW7693 STONEBRIAR



TRIM 1: SW7572 LOTUS POD



TRIM 2: SW6141 SOFTER TAN



TRIM 3: SW7571 CASA BLANCA



TRIM 4: SW6386 NAPARY

ACCENT 1: SW7605 GALE FORCE



ACCENT 2: SW7062 ROCK BOTTOM



ACCENT 3: SW6020 MAROONED



Due to individual computer monitor settings, colors may not be reflective of actual paint colors. Final scheme selections should be done using the palette binders and / or manufacturers color cards. See Design Guidelines for submittal requirements or send questions to [designreview@pcms.net](mailto:designreview@pcms.net).

# FOUNDER VILLAGE HOA

## SCHEME #37

BODY: SW7684 CONCORD BUFF



TRIM 1: SW6385 DOVER WHITE




TRIM 2: SW6143 BASKET BEIGE




TRIM 3: SW7566 WESTHIGHLAND WHITE

ACCENT 1: SW6076 TURKISH COFFEE



ACCENT 2: SW7594 CARRIAGE DOOR



ACCENT 3: SW7055 ENDURING BRONZE

Due to individual computer monitor settings, colors may not be reflective of actual paint colors. Final scheme selections should be done using the palette binders and / or manufacturers color cards. See Design Guidelines for submittal requirements or send questions to [designreview@pcms.net](mailto:designreview@pcms.net).

# FOUNDER VILLAGE HOA

## SCHEME #38


BODY: SW7696 TOASTED PINE NUT



TRIM 1: SW7004 SNOWBOUND



TRIM 2: SW6126 NAVAJO WHITE





TRIM 3: SW7637 OYSTER WHITE

ACCENT 1: SW7034 STATUS BRONZE



ACCENT 2: SW6201 THUNDEROUS



ACCENT 3: SW6076 TURKISH COFFEE



ACCENT 4: SW7055 ENDURING BRONZE

**Due to individual computer monitor settings, colors may not be reflective of actual paint colors. Final scheme selections should be done using the palette binders and / or manufacturers color cards. See Design Guidelines for submittal requirements or send questions to [designreview@pcms.net](mailto:designreview@pcms.net).**

# FOUNDER VILLAGE HOA

## SCHEME #39



BODY: SW6121 WHOLE WHEAT



TRIM 1: SW7627 WHITE HERON




TRIM 2: SW6126 NAVAJO WHITE



TRIM 3: SW7008 ALABASTER

ACCENT 1: SW7041 VAN DYKE BROWN



ACCENT 2: SW6055 FIERY BROWN



ACCENT 3: SW6069 FRENCH ROAST

Due to individual computer monitor settings, colors may not be reflective of actual paint colors. Final scheme selections should be done using the palette binders and / or manufacturers color cards. See Design Guidelines for submittal requirements or send questions to [designreview@pcms.net](mailto:designreview@pcms.net).

# FOUNDER VILLAGE HOA

## SCHEME #40

BODY: SW6135 ECRU



TRIM 1: SW7637 OYSTER WHITE



TRIM 2: SW7008 ALABASTER




TRIM 3: SW6155 RICE GRAIN



TRIM 4: SW7571 CASA BLANCA

ACCENT 1: SW6160 BEST BRONZE



ACCENT 2: SW7020 BLACK FOX



ACCENT 3: SW2838 POLISHED MAHOGANY

**Due to individual computer monitor settings, colors may not be reflective of actual paint colors. Final scheme selections should be done using the palette binders and / or manufacturers color cards. See Design Guidelines for submittal requirements or send questions to [designreview@pcms.net](mailto:designreview@pcms.net).**