


THE FARM AT ARAPAHOE COUNTY HOA

**EXTERIOR COLOR SELECTIONS
SHERWIN WILLIAMS PAINTS**

SCHEME – TRUSTY TAN

BODY: SW6087 TRUSTY TAN




TRIM: SW6078 REALIST BEIGE





ACCENT: SW6223 STILL WATER

SCHEME – ACCESSIBLE BEIGE

BODY: SW7036 ACCESSIBLE BEIGE



TRIM: SW6147 PANDA WHITE




ACCENT: SW6207 RETREAT

**Due to individual computer monitor settings, colors may not be reflective of actual paint colors.
Final scheme selections should be done using the palette binders and / or manufacturers color cards.
See Design Guidelines for submittal requirements or send questions to designreview@pcms.net.**


THE FARM AT ARAPAHOE COUNTY HOA

SCHEME – INTELLECTUAL GRAY

BODY: SW7045 INTELLECTUAL GRAY




TRIM: SW6148 WOOL SKEIN





ACCENT: SW7062 ROCK BOTTOM

SCHEME – SOFTER TAN

BODY: SW6141 SOFTER TAN



TRIM: SW7038 TONY TAUPE




ACCENT: SW6027 CORDOVAN

Due to individual computer monitor settings, colors may not be reflective of actual paint colors. Final scheme selections should be done using the palette binders and / or manufacturers color cards. See Design Guidelines for submittal requirements or send questions to designreview@pcms.net.



THE FARM AT ARAPAHOE COUNTY HOA

SCHEME – BISCUIT

BODY: SW6112 BISCUIT



TRIM: SW2859 BEIGE





ACCENT: SW6179 ARTICHOKE

SCHEME – LATTE

BODY: SW6108 LATTE



TRIM: SW6081 DOWN HOME




ACCENT: SW6264 MIDNIGHT

Due to individual computer monitor settings, colors may not be reflective of actual paint colors. Final scheme selections should be done using the palette binders and / or manufacturers color cards. See Design Guidelines for submittal requirements or send questions to designreview@pcms.net.

THE FARM AT ARAPAHOE COUNTY HOA

SCHEME – RARE GRAY

BODY: SW6199 RARE GRAY




TRIM: SW6169 SEDATE GRAY





ACCENT: SW7075 WEB GRAY

SCHEME – WOOL SKEIN

BODY: SW6148 WOOL SKEIN



TRIM: SW6150 UNIVERSAL KHAKI



ACCENT: SW6053 REDDENED EARTH

Due to individual computer monitor settings, colors may not be reflective of actual paint colors. Final scheme selections should be done using the palette binders and / or manufacturers color cards. See Design Guidelines for submittal requirements or send questions to designreview@pcms.net.

THE FARM AT ARAPAHOE COUNTY HOA

SCHEME – ARGOS

BODY: SW7065 ARGOS



TRIM: SW6070 HERON PLUME





ACCENT: SW6544 MESMERIZE

SCHEME – SENSIBLE HUE

BODY: SW6198 SENSIBLE HUE



TRIM: SW6119 ANTIQUE WHITE



ACCENT: SW6328 FIREWEED

Due to individual computer monitor settings, colors may not be reflective of actual paint colors. Final scheme selections should be done using the palette binders and / or manufacturers color cards. See Design Guidelines for submittal requirements or send questions to designreview@pcms.net.

THE FARM AT ARAPAHOE COUNTY HOA

SCHEME – NETWORK GRAY

BODY: SW7073 NETWORK GRAY




TRIM: SW6154 NACRE





ACCENT: SW6230 RAINSTORM

SCHEME – SEDATE GRAY

BODY: SW6169 SEDATE GRAY



TRIM: SW6126 NAVAJO WHITE




ACCENT: SW6242 BRACING BLUE

Due to individual computer monitor settings, colors may not be reflective of actual paint colors. Final scheme selections should be done using the palette binders and / or manufacturers color cards. See Design Guidelines for submittal requirements or send questions to designreview@pcms.net.



THE FARM AT ARAPAHOE COUNTY HOA

SCHEME – CRISP LINEN

BODY: SW6378 CRISP LINEN




TRIM: SW6099 SAND DOLLAR




ACCENT: SW6300 BURGUNDY

SCHEME – MUSLIN

BODY: SW6133 MUSLIN



TRIM: SW6149 RELAXED KHAKI



ACCENT: SW6278 CLOAK GRAY

Due to individual computer monitor settings, colors may not be reflective of actual paint colors. Final scheme selections should be done using the palette binders and / or manufacturers color cards. See Design Guidelines for submittal requirements or send questions to designreview@pcms.net.

THE FARM AT ARAPAHOE COUNTY HOA

SCHEME – POPULAR GRAY


BODY: SW6071 POPULAR GRAY



TRIM: SW6105 DIVINE WHITE




ACCENT: SW6033 BATEAU BROWN




SCHEME – PANDA WHITE

BODY: SW6147 PANDA WHITE



TRIM: SW7036 ACCESSIBLE BEIGE



ACCENT: SW6244 NAVAL




Due to individual computer monitor settings, colors may not be reflective of actual paint colors. Final scheme selections should be done using the palette binders and / or manufacturers color cards. See Design Guidelines for submittal requirements or send questions to designreview@pcms.net.


THE FARM AT ARAPAHOE COUNTY HOA

SCHEME – NACRE

BODY: SW6154 NACRE



TRIM: SW6198 SENSIBLE HUE




ACCENT: SW6229 TEMPE STAR

SCHEME – SAWDUST

BODY: SW6158 SAWDUST



TRIM: SW6156 RAMIE




ACCENT: SW6321 RED BAY

Due to individual computer monitor settings, colors may not be reflective of actual paint colors. Final scheme selections should be done using the palette binders and / or manufacturers color cards. See Design Guidelines for submittal requirements or send questions to designreview@pcms.net.


THE FARM AT ARAPAHOE COUNTY HOA

SCHEME – WARM STONE

BODY: SW7032 WARM STONE



TRIM: SW6106 KILM BEIGE



ACCENT: SW7083 DARKROOM

Due to individual computer monitor settings, colors may not be reflective of actual paint colors. Final scheme selections should be done using the palette binders and / or manufacturers color cards. See Design Guidelines for submittal requirements or send questions to designreview@pcms.net.