


THE FARM AT ARAPAHOE COUNTY HOA


**EXTERIOR COLOR SELECTIONS
BENJAMIN MOORE PAINTS**

SCHEME G544

BODY: 2108-40 STARDUST




TRIM: 1457 WHITE WINGED DOVE




ACCENT: 2120-10 JET BLACK

SCHEME G547

BODY: 2108-40 STARDUST



TRIM: PM-20 CHINA WHITE



ACCENT: 2120-10 JET BLACK

**Due to individual computer monitor settings, colors may not be reflective of actual paint colors.
Final scheme selections should be done using the palette binders and / or manufacturers color cards.
See Design Guidelines for submittal requirements or send questions to designreview@pcms.net.**

THE FARM AT ARAPAHOE COUNTY HOA

SCHEME G548

BODY: HC-87 ASHLEY GRAY




TRIM: 968 DUNE WHITE




ACCENT: 2133-30 DAY'S END

SCHEME G549

BODY: AF-715 DOLPHIN



TRIM: OC-17 WHITE DOVE



ACCENT: 2131-30 LEAD GRAY

Due to individual computer monitor settings, colors may not be reflective of actual paint colors. Final scheme selections should be done using the palette binders and / or manufacturers color cards. See Design Guidelines for submittal requirements or send questions to designreview@pcms.net.


THE FARM AT ARAPAHOE COUNTY HOA

SCHEME G550

BODY: HC-86 KINGSPORT GRAY



TRIM: 858 ATHENA




ACCENT: 2129-20 SOOT

SCHEME G551

BODY: 1524 NATURE'S SCENERY



TRIM: HC-93 CARRINGTON BEIGE




ACCENT: 1533 BAYLEAF

Due to individual computer monitor settings, colors may not be reflective of actual paint colors. Final scheme selections should be done using the palette binders and / or manufacturers color cards. See Design Guidelines for submittal requirements or send questions to designreview@pcms.net.



THE FARM AT ARAPAHOE COUNTY HOA

SCHEME G552

BODY: 964 WHITE SAND




TRIM: HC-82 BENNINGTON GRAY





ACCENT: HC-88 JAMESBORO GOLD

SCHEME G553

BODY: 240 DELAWARE PUTTY



TRIM: 515 BABY TURTLE



ACCENT: 1526 EVENING GROVE

Due to individual computer monitor settings, colors may not be reflective of actual paint colors. Final scheme selections should be done using the palette binders and / or manufacturers color cards. See Design Guidelines for submittal requirements or send questions to designreview@pcms.net.

THE FARM AT ARAPAHOE COUNTY HOA

SCHEME G554

BODY: AC-2 BERKSHIRE BEIGE




TRIM: 1023 COCOA BUTTER





ACCENT: 2137-10 OTTER BROWN

SCHEME G555

BODY: HC-78 LITCHFIELD GRAY



TRIM: PM-1 SUPER WHITE



ACCENT: PM-24 TUDOR BROWN

Due to individual computer monitor settings, colors may not be reflective of actual paint colors. Final scheme selections should be done using the palette binders and / or manufacturers color cards. See Design Guidelines for submittal requirements or send questions to designreview@pcms.net.



THE FARM AT ARAPAHOE COUNTY HOA

SCHEME G556

BODY: HC-28 SHELBURNE BUFF




TRIM: 1094 BARBADOS SAND




ACCENT: 230 PIRATE'S CHEST

SCHEME G557

BODY: HC-82 BENNINGTON GRAY



TRIM: 922 ANTIQUE LACE



ACCENT: AF-165 KONA

Due to individual computer monitor settings, colors may not be reflective of actual paint colors. Final scheme selections should be done using the palette binders and / or manufacturers color cards. See Design Guidelines for submittal requirements or send questions to designreview@pcms.net.



THE FARM AT ARAPAHOE COUNTY HOA

SCHEME G558

BODY: HC-97 HANCOCK GRAY



TRIM: 228 SHAKESPEARE TAN




ACCENT: 238 URBAN LEGEND

SCHEME G559

BODY: 1635 WATER'S EDGE



TRIM: OC-17 WHITE DOVE



ACCENT: 2131-30 LEAD GRAY

Due to individual computer monitor settings, colors may not be reflective of actual paint colors. Final scheme selections should be done using the palette binders and / or manufacturers color cards. See Design Guidelines for submittal requirements or send questions to designreview@pcms.net.



THE FARM AT ARAPAHOE COUNTY HOA

SCHEME G560

BODY: 1531 VICTORIAN GARDEN



TRIM: OC-17 WHITE DOVE





ACCENT: 2073-10 DARK PURPLE

SCHEME G561

BODY: HC-95 SAG HARBOR GRAY



TRIM: OC-17 WHITE DOVE



ACCENT: 2130-10 BLACK BEAN SOUP

Due to individual computer monitor settings, colors may not be reflective of actual paint colors. Final scheme selections should be done using the palette binders and / or manufacturers color cards. See Design Guidelines for submittal requirements or send questions to designreview@pcms.net.


THE FARM AT ARAPAHOE COUNTY HOA

SCHEME G562

BODY: 1071 FAIRMONT GOLD



TRIM: 1030 BRANDY CREAM





ACCENT: 2113-10 CHOCOLATE SUNDAE

SCHEME G564

BODY: 230 PIRATE'S CHEST



TRIM: 1045 LADY FINGER



ACCENT: 2097-10 TOASTED BROWN

Due to individual computer monitor settings, colors may not be reflective of actual paint colors. Final scheme selections should be done using the palette binders and / or manufacturers color cards. See Design Guidelines for submittal requirements or send questions to designreview@pcms.net.


THE FARM AT ARAPAHOE COUNTY HOA

SCHEME G565

BODY: HC-38 DECATUR BUFF




TRIM: 964 WHITE SAND




ACCENT: HC-64 TOWNSEND HARBOR BROWN

SCHEME G567

BODY: 986 SMOKY ASH



TRIM: 1023 COCOA BUTTER



ACCENT: 2131-20 MIDNIGHT

Due to individual computer monitor settings, colors may not be reflective of actual paint colors. Final scheme selections should be done using the palette binders and / or manufacturers color cards. See Design Guidelines for submittal requirements or send questions to designreview@pcms.net.


THE FARM AT ARAPAHOE COUNTY HOA

SCHEME G568

BODY: AC-2 BERKSHIRE BEIGE



TRIM: OC-17 WHITE DOVE





ACCENT: 1463 TOPEKA TAUPE

SCHEME G569

BODY: HC-38 DECATUR BUFF



TRIM: OC-17 WHITE DOVE



ACCENT: 1470 BEAR CREEK

Due to individual computer monitor settings, colors may not be reflective of actual paint colors. Final scheme selections should be done using the palette binders and / or manufacturers color cards. See Design Guidelines for submittal requirements or send questions to designreview@pcms.net.



THE FARM AT ARAPAHOE COUNTY HOA

SCHEME G570

BODY: 984 STONE HEARTH




TRIM: OC-17 WHITE DOVE





ACCENT: 2113-20 PINE CONE BROWN

SCHEME G571

BODY: HC-94 OLD SALEM GRAY



TRIM: 1030 BRANDY CREAM




ACCENT: 2073-10 DARK PURPLE

Due to individual computer monitor settings, colors may not be reflective of actual paint colors. Final scheme selections should be done using the palette binders and / or manufacturers color cards. See Design Guidelines for submittal requirements or send questions to designreview@pcms.net.

THE FARM AT ARAPAHOE COUNTY HOA

SCHEME G572


BODY: 474 MISTLETOE



TRIM: 1066 BARELY BEIGE



ACCENT: 2113-10 CHOCOLATE SUNDAE




SCHEME G573


BODY: 1034 CLAY



TRIM: 966 NATURAL LINEN



ACCENT: 2113-10 CHOCOLATE SUNDAE



Due to individual computer monitor settings, colors may not be reflective of actual paint colors. Final scheme selections should be done using the palette binders and / or manufacturers color cards. See Design Guidelines for submittal requirements or send questions to designreview@pcms.net.


THE FARM AT ARAPAHOE COUNTY HOA

SCHEME G574

BODY: 1532 MAJESTIC SAGE



TRIM: HC-78 LITCHFIELD GRAY





ACCENT: 2137-10 OTTER BROWN

SCHEME G575

BODY: HC-88 JAMESBORO GOLD



TRIM: HC-93 CARRINGTON BEIGE



ACCENT: 1302 SWEET ROSY BROWN

Due to individual computer monitor settings, colors may not be reflective of actual paint colors. Final scheme selections should be done using the palette binders and / or manufacturers color cards. See Design Guidelines for submittal requirements or send questions to designreview@pcms.net.

THE FARM AT ARAPAHOE COUNTY HOA

SCHEME G577

BODY: HC-46 JACKSON TAN




TRIM: 951 PALE ALMOND




ACCENT: 2082-10 CHESTNUT

SCHEME G578

BODY: AF-340 OAT STRAW



TRIM: 943 SPANISH WHITE



ACCENT: 2127-30 GRAVEL GRAY

Due to individual computer monitor settings, colors may not be reflective of actual paint colors. Final scheme selections should be done using the palette binders and / or manufacturers color cards. See Design Guidelines for submittal requirements or send questions to designreview@pcms.net.


THE FARM AT ARAPAHOE COUNTY HOA

SCHEME G580

BODY: AF-700 STORM



TRIM: 2111-70 CALM




ACCENT: 2127-30 GRAVEL GRAY

SCHEME G581

BODY: 1601 HEARTSTONE



TRIM: OC-17 WHITE DOVE



ACCENT: 2127-30 GRAVEL GRAY

Due to individual computer monitor settings, colors may not be reflective of actual paint colors. Final scheme selections should be done using the palette binders and / or manufacturers color cards. See Design Guidelines for submittal requirements or send questions to designreview@pcms.net.


THE FARM AT ARAPAHOE COUNTY HOA

SCHEME G582

BODY: 1613 SILENT NIGHT




TRIM: OC-17 WHITE DOVE





ACCENT: 2124-20 TROUT GRAY

SCHEME G583

BODY: 2126-40 SWEATSHIRT GRAY



TRIM: 943 SPANISH WHITE




ACCENT: 2127-30 GRAVEL GRAY

Due to individual computer monitor settings, colors may not be reflective of actual paint colors. Final scheme selections should be done using the palette binders and / or manufacturers color cards. See Design Guidelines for submittal requirements or send questions to designreview@pcms.net.


THE FARM AT ARAPAHOE COUNTY HOA

SCHEME G584

BODY: 2126-40 SWEATSHIRT GRAY




TRIM: 1458 SILVER BELLS




ACCENT: 1302 SWEET ROSY BROWN

SCHEME G585

BODY: 2131-50 NIMBUS GRAY



TRIM: OC-17 WHITE DOVE



ACCENT: 2131-20 MIDNIGHT

Due to individual computer monitor settings, colors may not be reflective of actual paint colors. Final scheme selections should be done using the palette binders and / or manufacturers color cards. See Design Guidelines for submittal requirements or send questions to designreview@pcms.net.


THE FARM AT ARAPAHOE COUNTY HOA

SCHEME G586

BODY: AF-315 JICAMA




TRIM: OC-17 WHITE DOVE




ACCENT: 1504 PASSION VINE

SCHEME G587

BODY: AF-335 SAFARI



TRIM: PM-2 WHITE



ACCENT: 2131-30 LEAD GRAY

Due to individual computer monitor settings, colors may not be reflective of actual paint colors. Final scheme selections should be done using the palette binders and / or manufacturers color cards. See Design Guidelines for submittal requirements or send questions to designreview@pcms.net.


THE FARM AT ARAPAHOE COUNTY HOA

SCHEME G588

BODY: 1045 LADYFINGER



TRIM: 267 CANVAS




ACCENT: 2137-10 OTTER BROWN




SCHEME G589


BODY: AC-2 BERKSHIRE BEIGE



TRIM: OC-17 WHITE DOVE



ACCENT: HC-70 VAN BUREN BROWN



Due to individual computer monitor settings, colors may not be reflective of actual paint colors. Final scheme selections should be done using the palette binders and / or manufacturers color cards. See Design Guidelines for submittal requirements or send questions to designreview@pcms.net.


THE FARM AT ARAPAHOE COUNTY HOA

SCHEME G590

BODY: HC-82 BENNINGTON GRAY



TRIM: 968 DUNE WHITE





ACCENT: 1575 RAINY AFTERNOON

SCHEME G591

BODY: HC-79 GREENBRIAR BEIGE



TRIM: HC-93 CARRINGTON BEIGE



ACCENT: 1000 NORTHWOOD BROWN

Due to individual computer monitor settings, colors may not be reflective of actual paint colors. Final scheme selections should be done using the palette binders and / or manufacturers color cards. See Design Guidelines for submittal requirements or send questions to designreview@pcms.net.

THE FARM AT ARAPAHOE COUNTY HOA

SCHEME G592

BODY: HC-78 LITCHFIELD GRAY



TRIM: PM-1 SUPER WHITE





ACCENT: PM-24 TUDOR BROWN

SCHEME G593

BODY: AC-2 BERKSHIRE BEIGE



TRIM: OC-17 WHITE DOVE



ACCENT: HC-64 TOWNSEND HARBOR BROWN

Due to individual computer monitor settings, colors may not be reflective of actual paint colors. Final scheme selections should be done using the palette binders and / or manufacturers color cards. See Design Guidelines for submittal requirements or send questions to designreview@pcms.net.

THE FARM AT ARAPAHOE COUNTY HOA

SCHEME G594

BODY: 1082 CREAM SODA



TRIM: 968 DUNE WHITE




ACCENT: AF-165 KONA



SCHEME G595


BODY: 1543 PLYMOUTH ROCK



TRIM: 1457 WHITE WINGED DOVE



ACCENT: 2137-10 OTTER BROWN




Due to individual computer monitor settings, colors may not be reflective of actual paint colors. Final scheme selections should be done using the palette binders and / or manufacturers color cards. See Design Guidelines for submittal requirements or send questions to designreview@pcms.net.

THE FARM AT ARAPAHOE COUNTY HOA

SCHEME G596

BODY: HC-87 ASHLEY GRAY

TRIM: OC-17 WHITE DOVE




ACCENT: 2133-30 DAY'S END

SCHEME G597

BODY: AC-2 BERKSHIRE BEIGE

TRIM: 982 CEDAR KEY



ACCENT: 1001 NORTH CREEK BROWN

Due to individual computer monitor settings, colors may not be reflective of actual paint colors. Final scheme selections should be done using the palette binders and / or manufacturers color cards. See Design Guidelines for submittal requirements or send questions to designreview@pcms.net.

THE FARM AT ARAPAHOE COUNTY HOA

SCHEME G598

BODY: HC-43 TYLER TAUPE



TRIM: HC-81 MANCHESTER TAN



ACCENT: 2137-10 OTTER BROWN




SCHEME G599


BODY: 1524 NATURE'S SCENERY



TRIM: HC-93 CARRINGTON BEIGE



ACCENT: 2113-10 CHOCOLATE SUNDAE




Due to individual computer monitor settings, colors may not be reflective of actual paint colors. Final scheme selections should be done using the palette binders and / or manufacturers color cards. See Design Guidelines for submittal requirements or send questions to designreview@pcms.net.

THE FARM AT ARAPAHOE COUNTY HOA

SCHEME G600

BODY: HC-106 CROWNSVILLE GRAY



TRIM: 966 NATURAL LINEN





ACCENT: 2137-10 OTTER BROWN

SCHEME G601

BODY: HC-113 LOUISBURG GREEN



TRIM: OC-17 WHITE DOVE



ACCENT: 1232 FRESH BREW

Due to individual computer monitor settings, colors may not be reflective of actual paint colors. Final scheme selections should be done using the palette binders and / or manufacturers color cards. See Design Guidelines for submittal requirements or send questions to designreview@pcms.net.


THE FARM AT ARAPAHOE COUNTY HOA

SCHEME G602

BODY: HC-111 NANTUCKET GRAY



TRIM: OC-17 WHITE DOVE




ACCENT: 1239 RURAL EARTH

SCHEME G603

BODY: HC-104 COPLEY GRAY



TRIM: 1521 NATURE'S ESSENTIALS



ACCENT: 1239 RURAL EARTH

Due to individual computer monitor settings, colors may not be reflective of actual paint colors. Final scheme selections should be done using the palette binders and / or manufacturers color cards. See Design Guidelines for submittal requirements or send questions to designreview@pcms.net.

THE FARM AT ARAPAHOE COUNTY HOA

**Due to individual computer monitor settings, colors may not be reflective of actual paint colors.
Final scheme selections should be done using the palette binders and / or manufacturers color cards.
See Design Guidelines for submittal requirements or send questions to designreview@pcms.net.**