


VINTAGE RESERVE HOA


EXTERIOR COLOR SELECTIONS – PALETTE A
KWAL PAINTS

SW6165 CONNECTED GRAY




LRV: 24

SW6154 NACRE




LRV: 79

SW7710 BRANDYWINE




LRV: 19

SW7734 OLIVE GROVE




LRV: 20

SW7544 FENLAND



LRV: 35

SW6157 FAVORITE TAN




LRV: 45

**Due to individual computer monitor settings, colors may not be reflective of actual paint colors.
Final scheme selections should be done using the palette binders and / or manufacturers color cards.
See Design Guidelines for submittal requirements or send questions to designreview@pcms.net.**

VINTAGE RESERVE HOA

SW6202 CAST IRON



LRV: 12

SW7705 WHEAT PENNY




LRV: 19

SW6272 PLUM BROWN




LRV: 6

SW6121 WHOLE WHEAT




LRV: 50

SW7044 AMAZING GRAY



LRV: 48

SW6389 BUTTERNUT



LRV: 37

Due to individual computer monitor settings, colors may not be reflective of actual paint colors. Final scheme selections should be done using the palette binders and / or manufacturers color cards. See Design Guidelines for submittal requirements or send questions to designreview@pcms.net.

VINTAGE RESERVE HOA

SW0050 CLASSIC LIGHT BUFF



LRV: 83

SW6166 ECLIPSE




LRV: 14

SW6251 OUTERSPACE




LRV: 11

SW6156 RAMIE



LRV: 53

SW7504 KEYSTONE GRAY



LRV: 30

Due to individual computer monitor settings, colors may not be reflective of actual paint colors. Final scheme selections should be done using the palette binders and / or manufacturers color cards. See Design Guidelines for submittal requirements or send questions to designreview@pcms.net.